

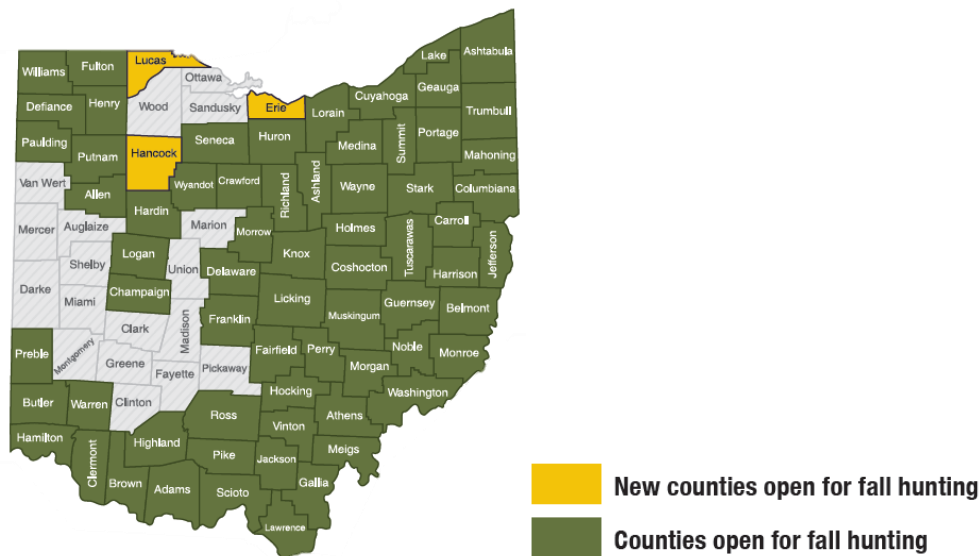


2018 FALL WILD TURKEY SEASON RESULTS

March 2019

Ohio's fall wild turkey season traditionally opens the second Saturday of October through the Sunday immediately following Thanksgiving in select counties. In 2018, Ohio's fall turkey season was open Oct. 13-Nov. 25 in 70 counties, which included 3 new counties opened to fall hunting (Figure 1). County eligibility was determined by the county's spring turkey harvest trends, habitat characteristics, and location relative to other eligible counties. An Ohio hunting license was required in addition to a fall turkey permit. The season bag limit was one turkey of either sex. Hunting hours were 30 minutes before sunrise to sunset. It was legal to use dogs to assist in taking turkeys during the fall season.

Figure 1. Ohio map of counties open to fall turkey hunting in 2018.



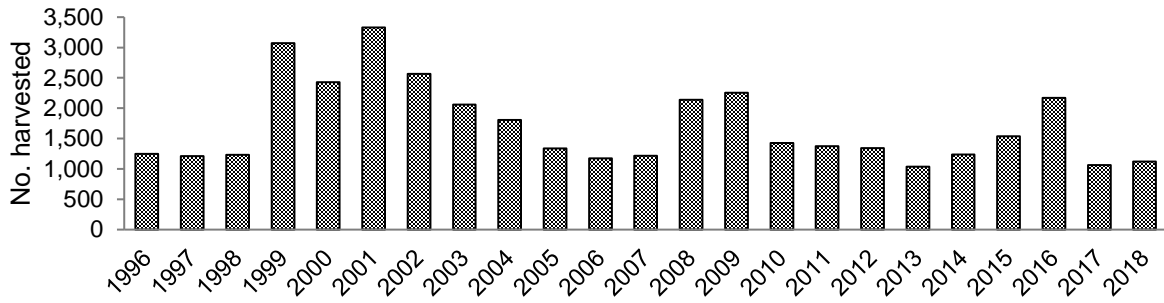
In 2018, 9,825 fall permits were issued, a 14.6% decrease from 2017 ($n=11,501$). Of all 2018 fall permits, 49.6%, 9.7%, and 6.1% were issued to resident, nonresident, and youth hunters, respectively. Reduced cost or free permits accounted for 34.6% of those issued (Table 1).

Table 1. Total Ohio fall turkey permit sales by type during 2014-2018.

Year	Resident		Nonresident		Youth		Reduced Cost		Free		Total
	No.	%	No.	%	No.	%	No.	%	No.	%	
2014	4,914	41.3	848	7.1	767	6.4	1,062	8.9	4,310	36.2	11,901
2015	5,196	44.5	1,004	8.6	812	6.9	1,115	9.5	3,562	30.5	11,689
2016	5,268	45.8	1,118	9.7	913	7.9	1,217	10.6	2,990	26.0	11,506
2017	5,409	47.0	1,224	10.6	845	7.3	1,318	11.5	2,705	23.5	11,501
2018	4,870	49.6	956	9.7	604	6.1	1,247	12.7	2,148	21.9	9,825

Total turkey harvest was 1,121 during Ohio's 2018 fall season, a 5.6% increase from 2017 ($n=1,062$) and 21.4% below the 5-year average ($n=1,425$). Notable upticks in fall harvest were evident in years with high reproductive indices (e.g., 1999, 2008, 2016; Figure 2).

Figure 2. Annual fall turkey harvest total in Ohio during 1996-2018.



Harvests reported on private and public land accounted for 94.6% and 5.4%, respectively, of the fall harvest total. Landowners reported taking 495 turkeys, or 44.1% of the total harvest. (Table 2). The percentages of turkeys taken by shotgun, vertical bow (compound, recurve, etc.), and crossbow were very similar to previous seasons (Table 3).

Table 2. Summary of fall harvest by turkey type during 2014-2018 in Ohio.

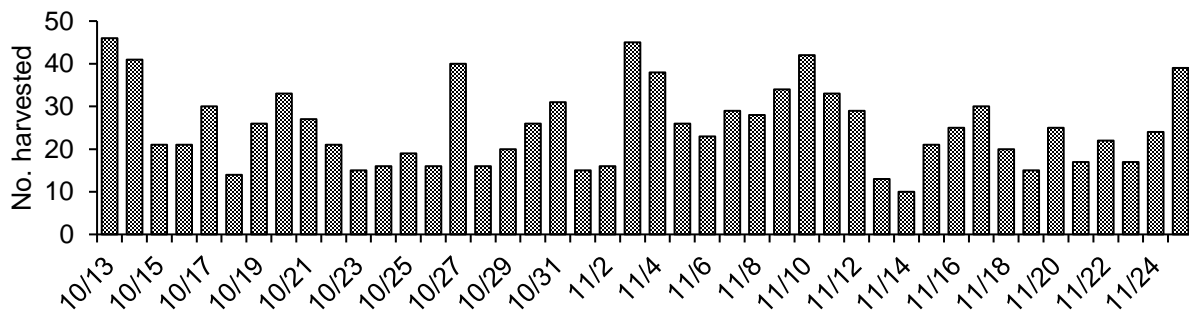
Year	Adult Male		Juvenile Male		Adult Female		Juvenile Female		Unknown		Total
	No.	%	No.	%	No.	%	No.	%	No.	%	
2014	393	31.7	146	11.8	534	43.1	166	13.4	-	-	1,239
2015	425	27.7	181	11.8	690	44.9	241	15.7	-	-	1,537
2016	546	25.2	261	12.0	977	45.1	384	17.7	-	-	2,168
2017	473	44.6	94	8.9	382	36.0	100	9.4	11	1.0	1,060
2018	423	37.7	87	7.8	473	42.2	132	11.8	5	0.4	1,121

Table 3. Summary of fall turkey harvest by hunting implement during 2014-2018 in Ohio.

Year	Shotgun		Vertical bow		Crossbow		Total
	No.	%	No.	%	No.	%	
2014	786	63.4	196	15.8	257	20.7	1,239
2015	965	62.8	239	15.5	333	21.7	1,537
2016	1,363	62.9	319	14.7	486	22.4	2,168
2017	657	61.9	149	14.0	255	24.0	1,061
2018	596	53.2	189	16.9	336	30.0	1,121

Harvest was distributed evenly throughout the season, with spikes in harvest on weekends and lulls in harvest mid-week (Figure 3).

Figure 3. Daily turkey harvest during the 2018 fall season in Ohio.



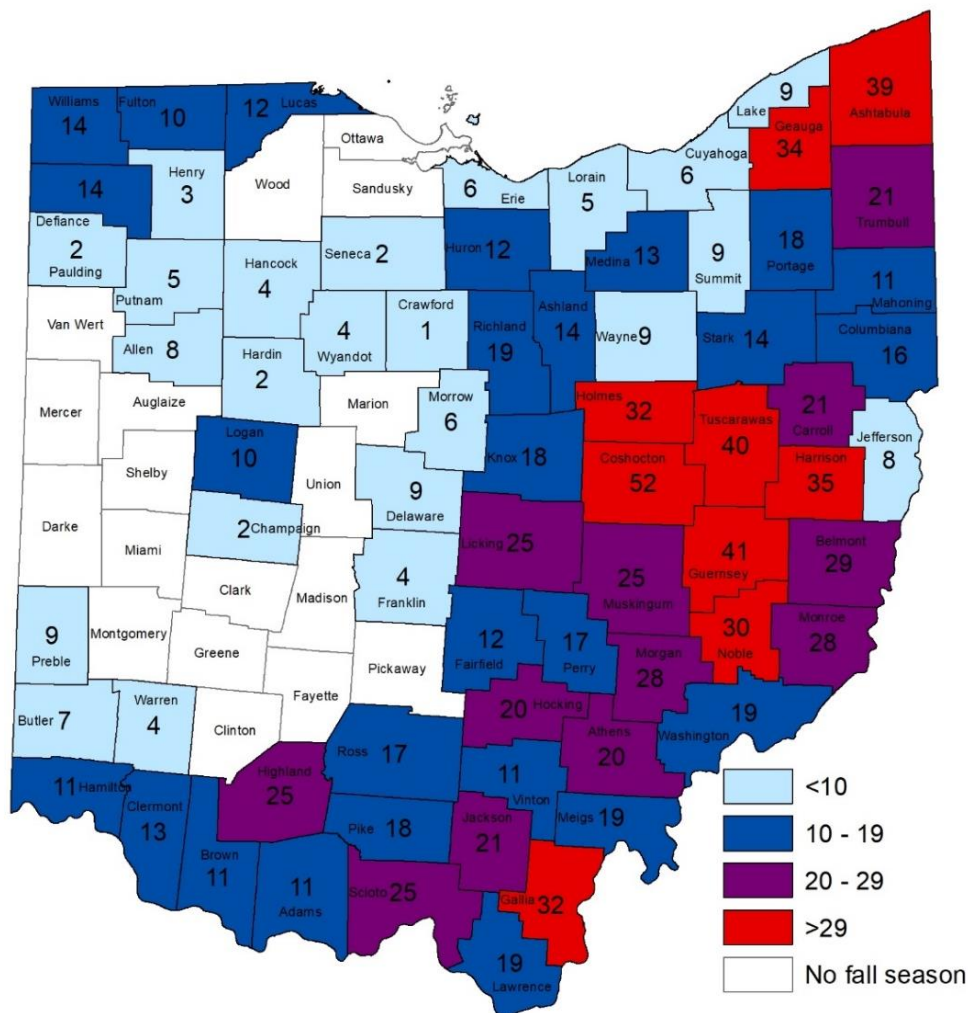
The permit success rate for resident, nonresident, youth, and reduced cost fall turkey permits holders ranged from 6.0-8.5%, while only 1.1% of free permits resulted in a reported harvest (Table 4).

Table 4. Permit success rate (%) during fall wild turkey season 2014-2018 in Ohio.

Year	Resident	Nonresident	Youth	Reduced Cost	Free	Total
2014	9.5	8.1	8.0	7.7	1.2	6.1
2015	10.9	9.6	10.0	10.4	1.3	7.7
2016	13.8	9.7	15.9	13.6	2.1	10.5
2017	8.0	5.1	4.7	6.6	1.1	5.7
2018	8.5	6.1	7.3	6.7	1.1	6.3

Counties in east-central Ohio reported the highest fall turkey harvest in the state in 2018. The top five Ohio counties for fall turkey harvest were Coshocton (52), Guernsey (41), Tuscarawas (40), Ashtabula (39), and Harrison (35; Figure 4)

Figure 4. Map of total 2018 fall wild turkey harvest by Ohio county.



Appendix A. Wild turkey harvest by county during Ohio's 2018 fall season.

County	Female		Male		Unknown	Total	County	Female		Male		Unknown	Total
	Adult	Juv.	Adult	Juv.				Adult	Juv.	Adult	Juv.		
Adams	5	1	2	3	0	11	Knox	7	4	4	3	0	18
Allen	2	0	4	1	1	8	Lake	3	2	3	1	0	9
Ashland	8	0	5	1	0	14	Lawrence	5	1	10	3	0	19
Ashtabula	14	7	11	7	0	39	Licking	12	5	7	1	0	25
Athens	6	1	12	1	0	20	Logan	5	1	4	0	0	10
Belmont	7	6	15	1	0	29	Lorain	0	1	3	1	0	5
Brown	4	3	4	0	0	11	Lucas	6	0	5	1	0	12
Butler	4	0	3	0	0	7	Mahoning	7	0	4	0	0	11
Carroll	13	0	8	0	0	21	Medina	3	1	9	0	0	13
Champaign	0	1	1	0	0	2	Meigs	9	1	7	2	0	19
Clermont	6	2	2	3	0	13	Monroe	11	2	14	1	0	28
Columbiana	7	2	3	4	0	16	Morgan	10	5	11	2	0	28
Coshocton	24	9	16	3	0	52	Morrow	2	0	3	1	0	6
Crawford	0	1	0	0	0	1	Muskingum	8	3	14	0	0	25
Cuyahoga	3	0	3	0	0	6	Noble	8	2	13	7	0	30
Defiance	7	3	3	1	0	14	Paulding	1	0	1	0	0	2
Delaware	4	2	2	1	0	9	Perry	9	2	4	2	0	17
Erie	2	0	2	2	0	6	Pike	7	1	8	2	0	18
Fairfield	5	2	4	1	0	12	Portage	8	1	7	2	0	18
Franklin	3	0	1	0	0	4	Preble	5	0	4	0	0	9
Fulton	3	1	4	2	0	10	Putnam	2	1	1	1	0	5
Gallia	12	8	11	1	0	32	Richland	8	2	9	0	0	19
Geauga	14	4	12	4	0	34	Ross	10	1	5	1	0	17
Greene	1	0	0	0	0	1	Scioto	15	0	8	2	0	25
Guernsey	19	2	18	1	1	41	Seneca	1	0	1	0	0	2
Hamilton	3	1	7	0	0	11	Stark	5	2	5	2	0	14
Hancock	2	0	1	1	0	4	Summit	4	2	3	0	0	9
Hardin	1	0	0	1	0	2	Trumbull	8	2	11	0	0	21
Harrison	17	5	12	1	0	35	Tuscarawas	16	3	17	3	1	40
Henry	1	0	1	1	0	3	Vinton	4	1	5	1	0	11
Highland	13	4	6	2	0	25	Warren	2	1	1	0	0	4
Hocking	11	2	6	0	1	20	Washington	7	3	8	1	0	19
Holmes	16	6	10	0	0	32	Wayne	5	2	2	0	0	9
Huron	7	1	2	1	1	12	Williams	9	0	4	1	0	14
Jackson	5	3	12	1	0	21	Wyandot	2	0	2	0	0	4
Jefferson	0	3	4	1	0	8	State Total	473	132	424	87	5	1,121