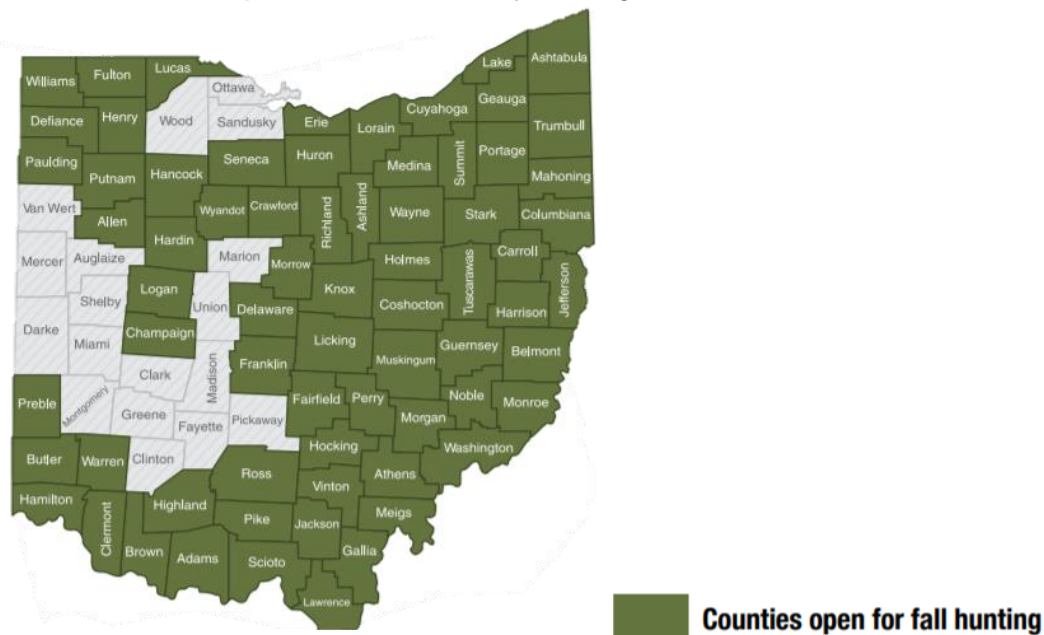


**Ohio Department of Natural Resources
DIVISION OF WILDLIFE**

2022 FALL WILD TURKEY SEASON RESULTS
December 2022

In 2022, Ohio’s fall wild turkey season was open from Oct. 8-Nov. 13 in 70 counties (Figure 1). County eligibility was determined by spring turkey harvest trends, habitat characteristics, and location relative to other eligible counties. A valid Ohio hunting license was required in addition to a fall turkey permit. The season bag limit was one turkey of either sex. Hunting hours were 30 minutes before sunrise to sunset. It was legal to use dogs to assist in hunting turkeys during the fall season.

Figure 1. Ohio counties open for fall wild turkey hunting in 2022.



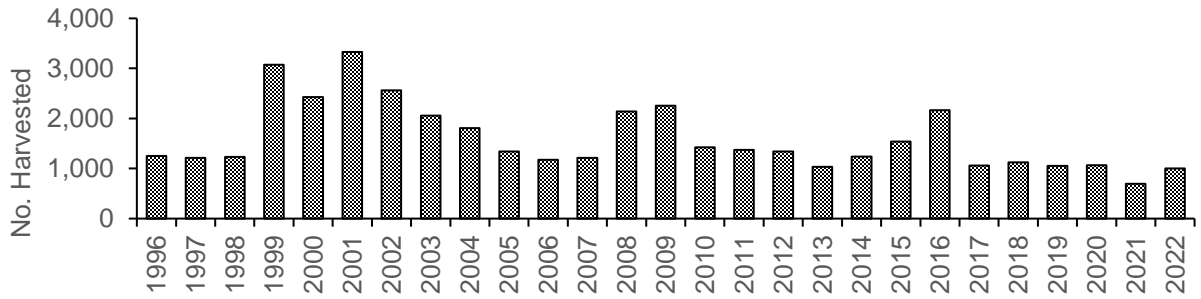
In 2022, 7,100 fall permits were issued, a 5% decrease from 2021 (7,470). Of all 2022 fall permits, 50%, 9%, and 7% were issued to resident, nonresident, and youth hunters, respectively. Reduced cost or free permits accounted for 33% of those issued (Table 1).

Table 1. Total Ohio fall wild turkey permit sales by type during 2018-2022.

Year	Resident		Nonresident		Youth		Reduced Cost		Free		Total
	No.	%	No.	%	No.	%	No.	%	No.	%	
2018	4,870	49.6	956	9.7	604	6.1	1,247	12.7	2,148	21.9	9,825
2019	4,914	52.0	666	7.1	671	7.1	1,339	14.2	1,851	19.6	9,441
2020	4,695	52.1	747	8.3	707	7.8	1,323	14.7	1,546	17.1	9,018
2021	3,683	49.3	694	9.3	565	7.6	1,119	15.0	1,409	18.9	7,470
2022	3,553	50.0	671	9.5	517	7.3	1,053	14.8	1,306	18.4	7,100

Total reported wild turkey harvest was 1,003 during Ohio’s 2022 fall season, a 44% increase from 2021 (695) and within 1% of the 5-year average of 999 (2017-2021). Statewide fall harvest ranged from 695-3,331 since the season was first opened in 1996 (Figure 2).

Figure 2. Statewide annual fall wild turkey harvest total in Ohio during 1996-2022.



Harvests reported on private and public land accounted for 95% and 5% respectively, of the fall harvest total. Landowners reported taking 441 turkeys, or 44% of the total harvest. The total fall harvest included 50% male turkeys, 48% female turkeys, and 2% unknown sex (Table 2). The percentage of turkeys taken by shotgun was down, while the percentage taken by crossbow was up from 2021. The percentage taken by vertical bow (compound or recurve) was comparable to the previous season (Table 3). Daily harvest peaked on weekends and was evenly distributed throughout the season (Figure 3).

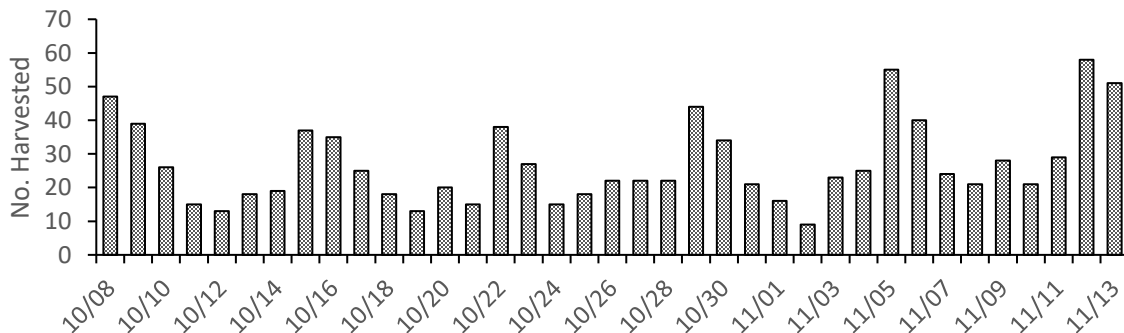
Table 2. Summary of fall harvest by wild turkey type during 2018-2022 in Ohio.

Year	Adult Male		Juvenile Male		Adult Female		Juvenile Female		Unknown		Total
	No.	%	No.	%	No.	%	No.	%	No.	%	
2018	423	37.7	87	7.8	473	42.2	132	11.8	5	0.4	1,121
2019	406	38.5	75	7.1	457	43.3	106	10.1	10	0.9	1,054
2020	408	38.4	70	6.7	467	43.9	106	10	12	1.1	1,063
2021	213	30.6	72	10.4	321	46.2	78	11.2	11	1.6	695
2022	436	43.4	67	6.7	403	40.2	81	8.1	16	1.6	1,003

Table 3. Summary of fall wild turkey harvest by hunting implement during 2018-2022 in Ohio.

Year	Shotgun		Vertical bow		Crossbow		Total
	No.	%	No.	%	No.	%	
2018	596	53.2	189	16.9	336	30	1,121
2019	571	54.2	158	15	325	30.8	1,054
2020	555	52.2	137	12.9	371	34.9	1,063
2021	363	52.2	114	16.4	218	31.4	695
2022	455	45.3	168	16.7	380	37.9	1,003

Figure 3. Daily wild turkey harvest during the 2022 fall season in Ohio.



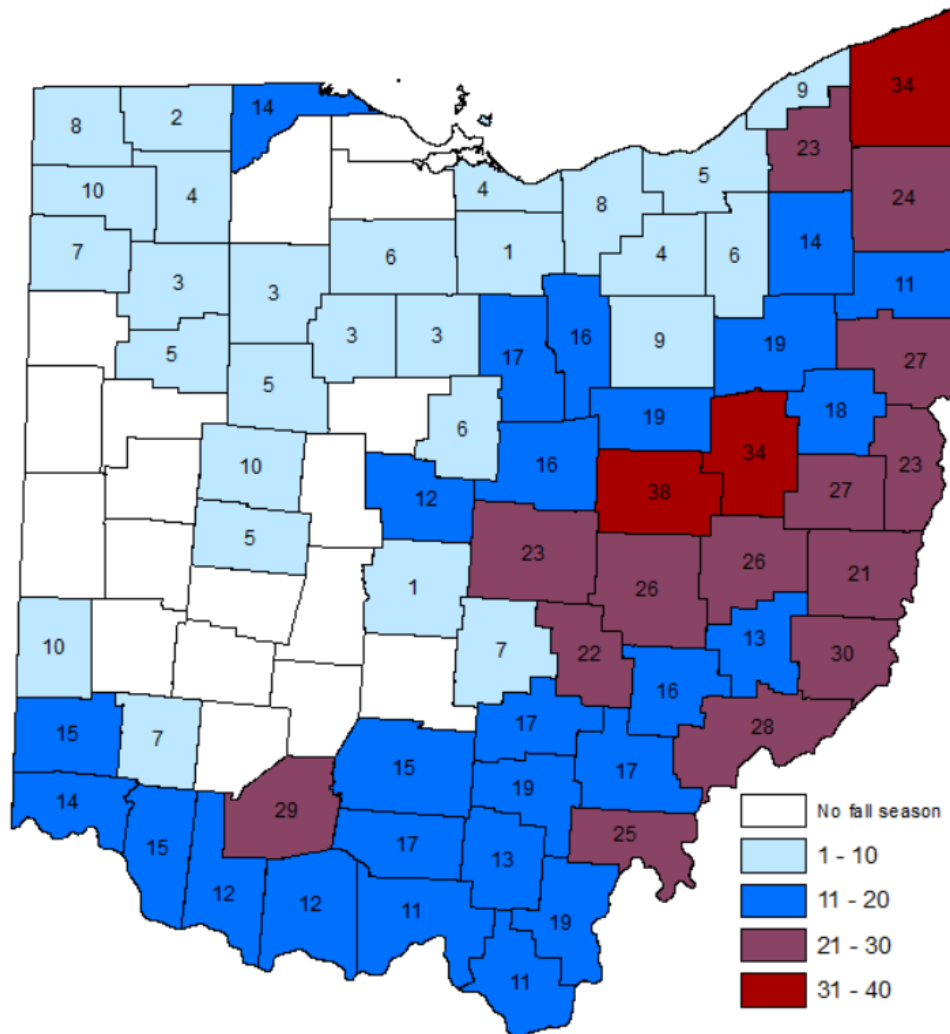
The permit success rate for resident, nonresident, youth, and reduced cost fall turkey permits holders ranged from 7-11%, while less than 1% of free permits resulted in a reported harvest. In 2022 the permit success rates for resident, nonresident, and youth permits were greater than rates in the previous 4 years (Table 4).

Table 4. Permit success rate (%) during fall wild turkey season 2018-2022 in Ohio.

Year	Resident	Nonresident	Youth	Reduced Cost	Free	Total
2018	8.5	6.1	7.3	6.7	1.1	6.3
2019	8.6	6.6	7.7	7.7	0.6	6.7
2020	8.1	5.4	7.2	6.6	0.8	6.3
2021	7.4	5.5	5.5	6.9	0.4	5.7
2022	10.6	9.1	7.9	7.0	0.8	7.9

The top Ohio counties for fall turkey harvest were Coshocton (38), Ashtabula (34), Tuscarawas (34), Monroe (30), and Highland (29; Figure 4).

Figure 4. Map of total 2022 fall wild turkey harvest by Ohio county.



Appendix A. Wild turkey harvest by county during Ohio's 2022 fall season.

County	Female		Male		Unk.	Total	County	Female		Male		Unk.	Total
	Adult	Juv.	Adult	Juv.				Adult	Juv.				
Adams	2	3	5	1	1	12	Knox	6	0	9	1	0	16
Allen	3	0	2	0	0	5	Lake	2	0	6	1	0	9
Ashland	5	1	8	2	0	16	Lawrence	5	1	5	0	0	11
Ashtabula	15	3	12	4	0	34	Licking	13	0	9	1	0	23
Athens	6	0	8	1	2	17	Logan	3	0	6	1	0	10
Belmont	13	0	8	0	0	21	Lorain	4	0	4	0	0	8
Brown	4	0	7	1	0	12	Lucas	9	1	4	0	0	14
Butler	4	0	11	0	0	15	Mahoning	7	0	3	1	0	11
Carroll	6	3	8	1	0	18	Medina	2	0	2	0	0	4
Champaign	1	0	3	0	1	5	Meigs	7	3	13	2	0	25
Clermont	5	0	8	2	0	15	Monroe	13	2	14	0	1	30
Columbiana	5	2	17	3	0	27	Morgan	8	2	3	3	0	16
Coshocton	15	5	16	1	1	38	Morrow	1	2	3	0	0	6
Crawford	1	0	1	1	0	3	Muskingum	12	1	13	0	0	26
Cuyahoga	0	0	5	0	0	5	Noble	6	1	5	1	0	13
Defiance	2	0	8	0	0	10	Paulding	2	1	4	0	0	7
Delaware	2	0	7	3	0	12	Perry	8	1	11	2	0	22
Erie	1	0	2	1	0	4	Pike	5	1	10	1	0	17
Fairfield	4	0	2	0	1	7	Portage	6	0	6	2	0	14
Franklin	1	0	0	0	0	1	Preble	5	0	4	0	1	10
Fulton	1	1	0	0	0	2	Putnam	2	0	1	0	0	3
Gallia	8	1	8	2	0	19	Richland	8	3	6	0	0	17
Geauga	14	1	6	2	0	23	Ross	4	0	8	3	0	15
Guernsey	16	1	6	3	0	26	Scioto	6	0	4	1	0	11
Hamilton	3	1	9	1	0	14	Seneca	1	3	1	1	0	6
Hancock	2	0	0	0	1	3	Stark	11	1	6	0	1	19
Hardin	0	3	2	0	0	5	Summit	5	1	0	0	0	6
Harrison	8	3	15	1	0	27	Trumbull	7	6	8	1	2	24
Henry	2	0	2	0	0	4	Tuscarawas	13	4	15	2	0	34
Highland	13	4	9	2	1	29	Vinton	8	1	9	1	0	19
Hocking	10	1	5	1	0	17	Warren	2	0	5	0	0	7
Holmes	3	4	11	1	0	19	Washington	13	3	8	3	1	28
Huron	0	0	0	1	0	1	Wayne	3	1	2	2	1	9
Jackson	6	2	5	0	0	13	Williams	2	1	4	1	0	8
Jefferson	12	2	8	0	1	23	Wyandot	1	0	1	1	0	3
							Grand Total	403	81	436	67	16	1,003