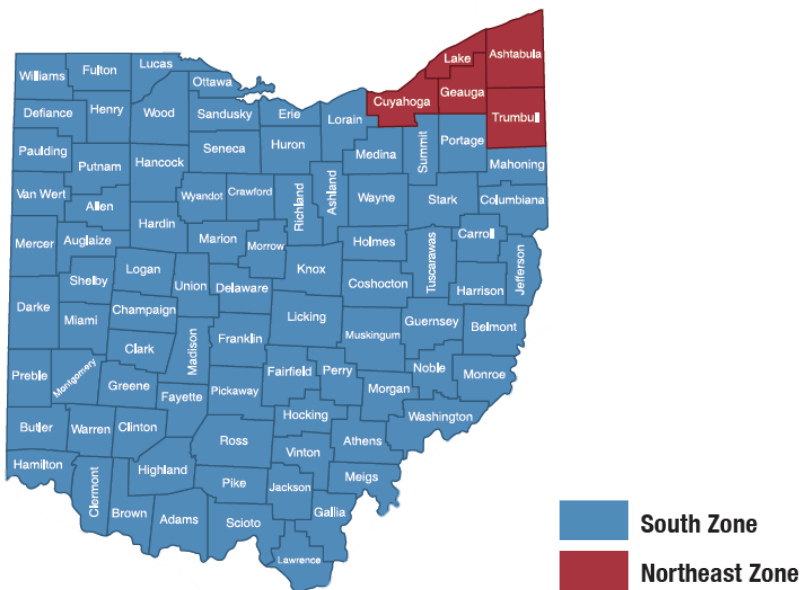




## 2022 SPRING WILD TURKEY SEASON RESULTS

Ohio's 2022 spring wild turkey season included two regular season zones (Figure 1) with offset dates. The south zone was open April 23 to May 22. The northeast zone was open April 30 to May 29. The two-day youth season was open statewide during April 9-10. Youth weekend traditionally occurs one week prior to the south zone opener but occurred two weeks prior in 2022 due to the Easter holiday. A spring turkey permit was required of residents and nonresidents in addition to a valid Ohio hunting license. Neither a permit nor license was required for landowners hunting on property they own. All turkeys harvested in Ohio were required to be reported to the Ohio Department of Natural Resources (ODNR) by 11:30 p.m. on the day of harvest. In response to concern over declining wild turkey numbers ODNR reduced the statewide season bag limit from two bearded turkeys to one in 2022. Hunting hours were 30 minutes before sunrise to noon during the first 9 days of each zone and 30 minutes before sunrise to sunset during the last 21 days of the regular season.

**Figure 1.** Ohio's spring wild turkey zone map in 2022.



In total, 48,815 spring permits were issued in 2022. This total is 20% below the 2021 spring season total (61,135) and the 5-year average (61,108). This notable decline in permits is largely due to the reduction in spring bag limit from two to one in 2022. Of all 2022 spring permits, 65%, 7%, and 15% were resident, nonresident, and youth permits, respectively. Approximately 13% of all permits issued were reduced cost or free permits (Table 1).

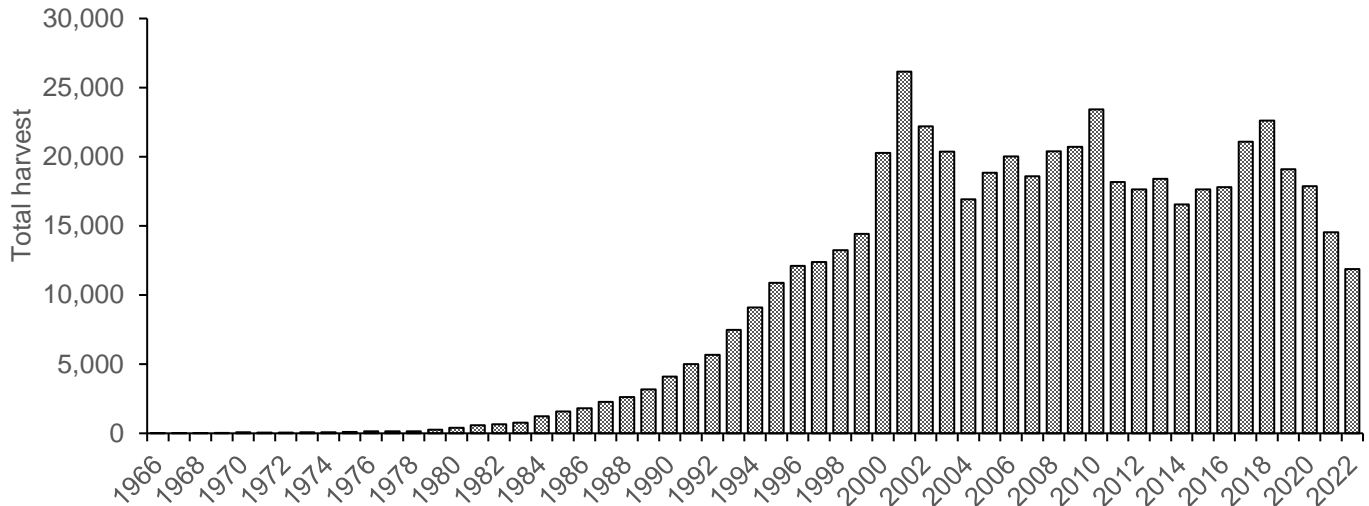
**Table 1.** Total spring wild turkey permits issued in Ohio during 2018-2022.

Year	Resident		Nonresident		Youth		Reduced Cost		Free		Total
	No.	%	No.	%	No.	%	No.	%	No.	%	
2018	41,122	64.4	4,669	7.3	8,376	13.1	5,698	8.9	3,973	6.2	63,838
2019	41,589	65.4	4,761	7.5	7,948	12.5	5,756	9.0	3,550	5.6	63,604
2020	47,471	69.7	1,863	2.7	10,954	16.1	5,546	8.1	2,314	3.4	68,148
2021	39,398	64.4	4,859	7.9	9,005	14.7	5,703	9.3	2,170	3.5	61,135
2022 <sup>a</sup>	31,695	64.9	3,499	7.2	7,533	15.4	4,637	9.5	1,451	3.0	48,815

<sup>a</sup> The statewide bag limit was reduced from two to one in 2022.

Total turkey harvest during Ohio’s combined spring hunting seasons was 11,872 in 2022, a decrease of 18% from 2021 (14,546). Total spring harvest increased annually from 1980-1999, a period when both hunting opportunity and the turkey population were expanding. Spring turkey season opened statewide in 2000 and spring harvest total peaked in 2001 (Figure 2).

**Figure 2.** Total spring wild turkey harvest in Ohio during 1966-2022.



In 2022, Ohio turkey hunters reported 90% of the spring turkey harvest on private land and 10% of turkey harvest on public land. Landowner tags were used to take 1,948 turkeys, or 16% of the total spring harvest. The percentage of adult males in the total harvest (74%) was below the 5-year average (82%) while the percentage of juvenile males (25%) was above the 5-year average (17%). The percentage of bearded hens in the spring harvest was similar to previous years (Table 2). The percentages of turkeys taken by shotgun, vertical bow (compound, recurve, etc.), and crossbow were similar to 2021 as were the percentages of harvested male turkeys within specified spur length categories (Table 3, Table 4).

**Table 2.** Summary of spring wild turkey harvest by turkey type during 2018-2022 in Ohio.

Year	<u>Adult male</u>		<u>Juvenile male</u>		<u>Bearded female</u>		Total
	No.	%	No.	%	No.	%	
2018	20,045	88.6	2,286	10.1	281	1.2	22,612
2019	15,521	81.3	3,306	17.3	261	1.4	19,088
2020	14,875	83.1	2,686	15.0	333	1.9	17,894
2021	11,976	82.3	2,397	16.5	173	1.2	14,546
2022 <sup>a</sup>	8,791	74.1	2,950	24.8	131	1.1	11,872

<sup>a</sup> The statewide bag limit was reduced from two to one in 2022.

**Table 3.** Summary spring wild turkey harvest by hunting implement during 2018-2022 in Ohio.

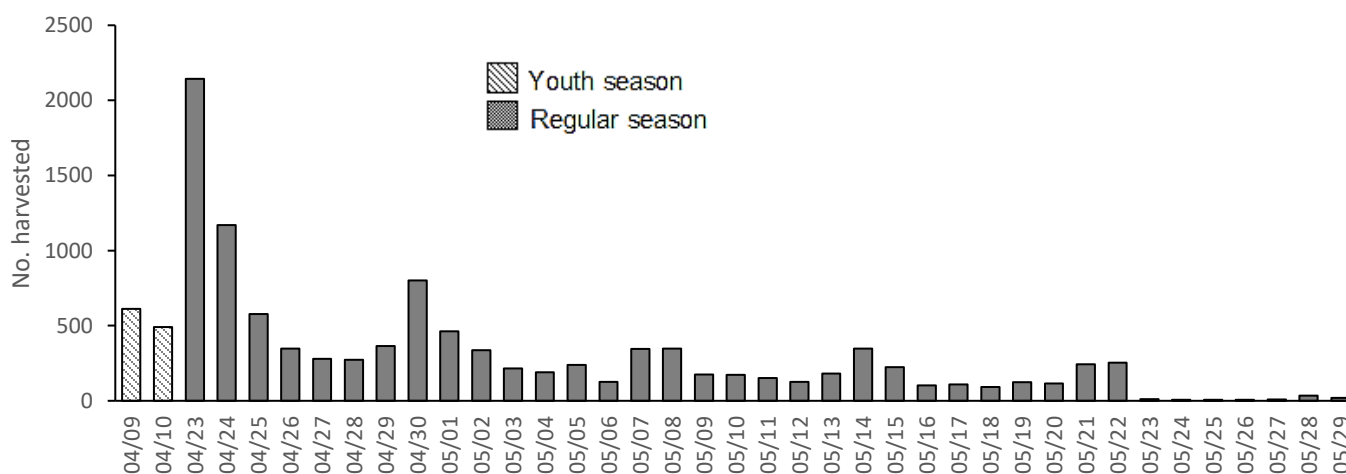
Year	<u>Shotgun</u>		<u>Vertical bow</u>		<u>Crossbow</u>		Total
	No.	%	No.	%	No.	%	
2018	22,092	97.7	359	1.6	161	0.7	22,612
2019	18,660	97.8	262	1.4	166	0.9	19,088
2020	17,505	97.8	235	1.3	154	0.9	17,894
2021	14,264	98.1	172	1.2	110	0.8	14,546
2022	11,639	98.0	123	1.0	110	0.9	11,872

**Table 4.** Summary of reported spur length for male turkeys harvested in Ohio during 2018-2022.

Year	1/2 inch or less		>1/2 inch but <1 inch		1 inch or greater		Total
	No.	%	No.	%	No.	%	
2018	2,817	12.6	6,511	29.1	13,019	58.3	22,347
2019	3,758	20.0	4,066	21.6	11,003	58.4	18,827
2020	3,369	18.8	4,102	22.9	10,423	58.2	17,894
2021	2,720	18.9	3,229	22.5	8,424	58.6	14,373
2022	3,430	29.2	2,437	20.8	5,874	50.0	11,741

Hunters checked 1,103 turkeys during the two-day youth season in 2022, a 15% decrease from 2021 (1,463). The youth season accounted for 9% of the total spring harvest in 2022. Turkeys taken opening day of the regular season in the south zone (April 23) accounted for 18% of the total spring harvest. Approximately 43% of the total spring harvest occurred during the first week of the regular season in the south zone (April 23-29). Spikes in harvest were apparent on weekends throughout the season (Figure 3).

**Figure 3.** Total turkey harvest by day during the 2022 spring season in Ohio.



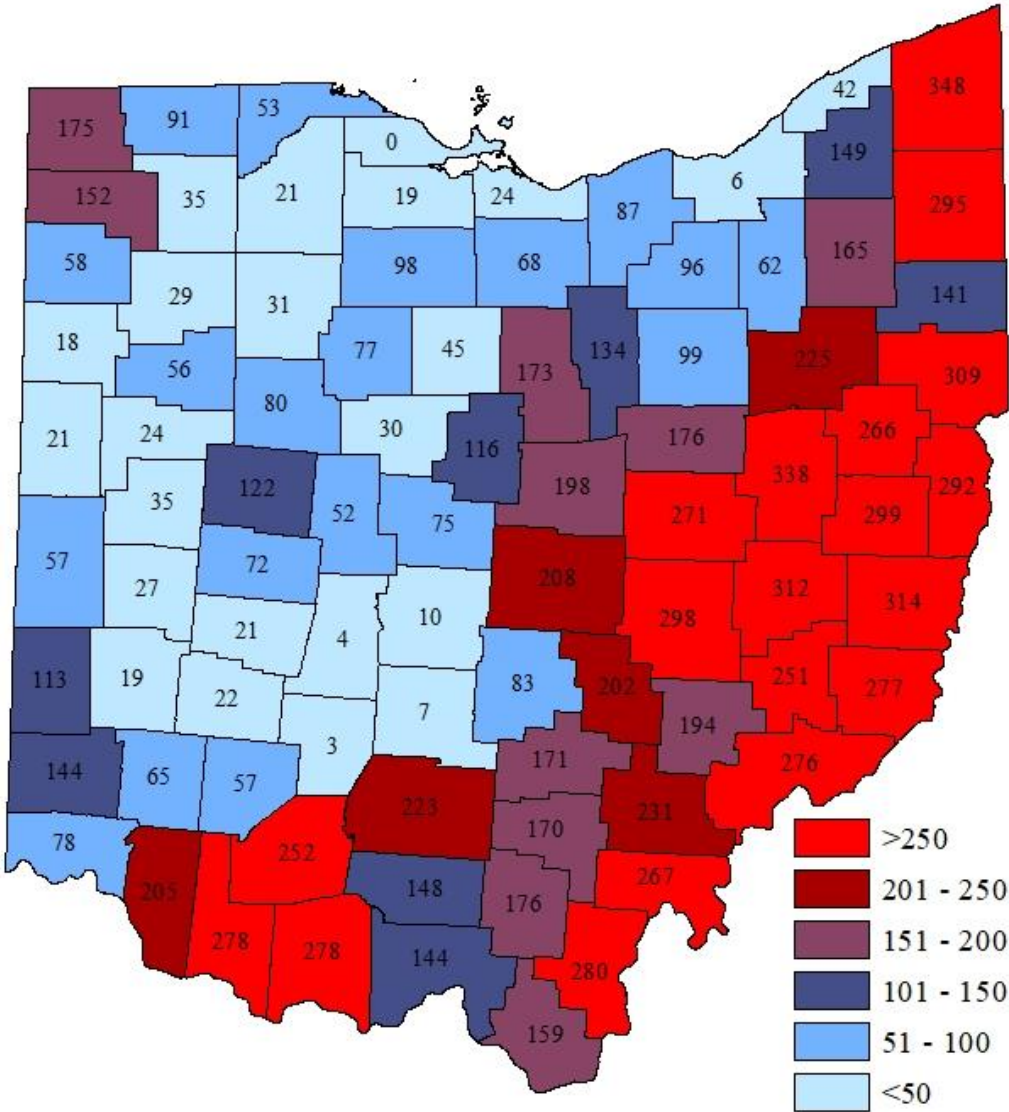
Approximately 21%, 21% and 23% of resident, nonresident and youth spring turkey permits, respectively, resulted in a reported harvest during 2022. Reduced cost permit holders were slightly less successful (17%) while only 4% of free permits resulted in a reported harvest. The percentage of reported harvest for each permit type except nonresident permits increased from 2021 to 2022 (Table 5). We cannot determine landowner success rate since permits are only issued to landowners when reporting a harvest.

**Table 5.** Spring turkey permit success rate (%) during 2018-2022 in Ohio.

Year	Resident	Nonresident	Youth	Reduced cost	Free
2018	29.0	33.7	28.1	24.3	5.1
2019	25.1	26.5	23.5	20.4	4.8
2020	20.2	19.4	22.5	17.2	4.9
2021	18.9	20.7	20.9	16.1	3.6
2022	20.9	21.4	23.0	16.7	3.5

Counties in eastern Ohio reported the highest turkey harvest in the state in 2022. The top counties were Ashtabula (348), Tuscarawas (338), Belmont (314), Guernsey (312), and Columbiana (309; Figure 4).

**Figure 4.** Total spring wild turkey harvest by Ohio county during 2022.



**Appendix A.** Spring wild turkey harvest totals for Ohio counties in 2022.

County	Adult Male	Juvenile Male	Bearded Female	TOTAL	County	Adult Male	Juvenile Male	Bearded Female	TOTAL
Adams	235	43	0	278	Licking	161	46	1	208
Allen	41	15	0	56	Logan	89	32	1	122
Ashland	89	44	1	134	Lorain	60	27	0	87
Ashtabula	262	82	4	348	Lucas	40	13	0	53
Athens	181	48	2	231	Madison	1	3	0	4
Auglaize	16	8	0	24	Mahoning	104	37	0	141
Belmont	250	61	3	314	Marion	23	7	0	30
Brown	228	46	4	278	Medina	75	19	2	96
Butler	98	44	2	144	Meigs	219	46	2	267
Carroll	199	64	3	266	Mercer	12	6	3	21
Champaign	56	15	1	72	Miami	16	10	1	27
Clark	14	7	0	21	Monroe	216	60	1	277
Clermont	158	41	6	205	Montgomery	14	5	0	19
Clinton	33	23	1	57	Morgan	126	66	2	194
Columbiana	224	83	2	309	Morrow	83	32	1	116
Coshocton	175	93	3	271	Muskingum	202	89	7	298
Crawford	41	4	0	45	Noble	185	65	1	251
Cuyahoga	6	0	0	6	Ottawa	0	0	0	0
Darke	41	16	0	57	Paulding	37	20	1	58
Defiance	111	39	2	152	Perry	135	67	0	202
Delaware	45	30	0	75	Pickaway	1	6	0	7
Erie	17	7	0	24	Pike	113	35	0	148
Fairfield	56	26	1	83	Portage	121	43	1	165
Fayette	2	1	0	3	Preble	56	53	4	113
Franklin	9	1	0	10	Putnam	22	6	1	29
Fulton	71	19	1	91	Richland	130	41	2	173
Gallia	224	55	1	280	Ross	165	56	2	223
Geauga	107	41	1	149	Sandusky	12	7	0	19
Greene	14	8	0	22	Scioto	112	30	2	144
Guernsey	239	71	2	312	Seneca	63	35	0	98
Hamilton	67	10	1	78	Shelby	19	16	0	35
Hancock	24	7	0	31	Stark	176	46	3	225
Hardin	49	29	2	80	Summit	52	8	2	62
Harrison	220	77	2	299	Trumbull	230	57	8	295
Henry	28	7	0	35	Tuscarawas	255	79	4	338
Highland	189	61	2	252	Union	34	17	1	52
Hocking	132	38	1	171	Van Wert	14	4	0	18
Holmes	128	42	6	176	Vinton	114	54	2	170
Huron	41	27	0	68	Warren	45	18	2	65
Jackson	130	45	1	176	Washington	227	45	4	276
Jefferson	221	69	2	292	Wayne	65	34	0	99
Knox	156	41	1	198	Williams	135	38	2	175
Lake	30	11	1	42	Wood	13	7	1	21
Lawrence	109	44	6	159	Wyandot	53	22	2	77
					<b>Statewide Total</b>	<b>8,791</b>	<b>2,950</b>	<b>131</b>	<b>11,872</b>

**Appendix B.** Ohio's spring wild turkey season dates, regulations, permits, and total harvest, 1966-2022.

Year	Season Dates	Open Counties	Bag Limit	Permit Fee	Permits Issued <sup>a</sup>	Total Harvest <sup>b</sup>
1966	05/04 – 05/07	9	1	Free	500	12
1967	05/03 – 05/06	9	1	Free	898	18
1968	05/08 – 05/11	9	1	Free	914	20
1969	05/07 – 05/10	9	1	Free	945	37
1970	04/29 – 05/02	14	1	Free	909	30
	05/06 – 05/09				896	36
1971	04/28 – 05/01	14	1	Free	1,000	37
	05/05 – 05/08				1,000	17
1972	05/03 – 05/06	14	1	\$5.35	917	32
	05/10 – 05/13				881	25
1973	05/02 – 05/05	14	1	\$5.35	1,034	39
	05/09 – 05/12				1,034	32
1974	05/01 – 05/04	14	1	\$10.50	999	61
	05/08 – 05/11				184	10
1975	04/28 – 05/03	14	1	\$10.50	996	75
	05/05 – 05/10				267	19
1976	04/26 – 05/08	14	1	\$10.50	1,471	139
1977	05/02 – 05/14	14	1	\$10.50	1,751	137
1978	05/01 – 05/13	18	1	\$10.50	2,000	147
1979	04/30 – 05/12	18	1	\$10.50	2,000	265
1980	04/21 – 05/03	20	1	\$10.75	2,097	387
1981	04/27 – 05/09	20	1	\$10.75	3,458	577
1982	04/26 – 05/08	20	1	\$10.75	4,262	651
1983	04/25 – 05/07	21	1	\$10.75	5,141	764
1984	04/23 – 05/12	31	1	\$10.75	6,935	1,233
1985	04/22 – 05/11	31	1	\$10.75	10,084	1,583
1986	04/28 – 05/17	31	1	\$10.75	11,913	1,816
1987	04/27 – 05/16	32	1	\$10.75	13,396	2,268
1988	04/25 – 05/14	32	1	\$11.00	16,208	2,629
1989	04/24 – 05/13	36	1	\$11.00	18,887	3,171
1990	04/23 – 05/12	37	1	\$16.00	19,613	4,096
1991	04/22 – 05/11	38	1	\$16.00	22,898	5,009
1992	04/27 – 05/16	38	1	\$16.00	28,974	5,678
1993	04/26 – 05/15	42	1	\$16.00	29,538	7,470
			2	\$32.00	4,106	
1994	04/25 – 05/14	44	1	\$16.00	29,334	9,098
			2	\$32.00	5,187	
1995	04/24 – 05/13	44	1	\$20.00	30,837	10,892
			2	\$40.00	6,136	
1996	04/22 – 05/11	46	1	\$20.00	31,003	12,098
			2	\$40.00	7,700	
1997	04/28 – 05/17	47	1	\$20.00	30,511	12,393
			2	\$40.00	8,130	
1998	04/27 – 05/16	50	1	\$20.00	31,037	13,251
			2	\$40.00	8,133	
1999	04/26 – 05/16	57	1	\$20.00	42,363	14,419
			2	\$40.00	7,846	
2000	04/24 – 05/14	88	1	\$20.00	49,982	20,276
			2	\$40.00	9,720	
2001	04/23 – 05/13	88	1	\$20.00	54,841	26,156
			2	\$40.00	11,092	
2002	04/22 – 05/19	88	1	\$20.00	48,821	22,190
			2	\$40.00	24,633	
2003 <sup>c</sup>	04/28 – 05/25	88	2	\$20.00	94,989	20,368
2004	04/26 – 05/23	88	2	\$24.00	74,119	16,927
2005	04/18 – 05/15	88	2	\$24.00	85,053	18,833
2006	04/24 – 05/21	88	2	\$24.00	85,248	20,023

2007	04/23 – 05/20	88	2	\$24.00	75,408	18,584
2008	04/21 – 05/18	88	2	\$24.00	79,962	20,389
2009	04/20 – 05/17	88	2	\$24.00	81,049	20,710
2010	04/19 – 05/16	88	2	\$24.00	78,388	23,421
2011	04/18 – 05/15	88	2	\$24.00	76,665	18,162
2012	04/23 – 05/20	88	2	\$24.00	70,291	17,657
2013	04/22 – 05/19	88	2	\$24.00	73,914	18,409
2014	04/21 – 05/18	88	2	\$24.00	68,960	16,568
2015	04/20 – 05/17	88	2	\$24.00	65,883	17,652
2016	04/18 – 05/15	88	2	\$24.00	66,436	17,805
2017 <sup>d</sup>	04/24 – 05/21	83	2	\$24.00 <sup>e</sup>	65,486	21,097
	05/01 – 05/28	5				
2018 <sup>d</sup>	04/23 – 05/20	83	2	\$24.00 <sup>e</sup>	63,838	22,612
	04/30 – 05/27	5				
2019	04/22 – 05/19	83	2	\$24.00 <sup>e</sup>	63,604	19,088
	04/29 – 05/26	5				
2020	04/20 – 05/17	83	2	\$31.20 <sup>e</sup>	68,148	17,894
	05/04 – 05/31	5				
2021	04/24 – 05/23	83	2	\$31.20 <sup>e</sup>	61,135	14,546
	05/01 – 05/30	5				
2022	04/23 – 05/22	83	1	\$31.20 <sup>e</sup>	48,815	11,872
	04/30 – 05/29	5				

<sup>a</sup>Includes all permit types.

<sup>b</sup>Total recorded harvest by all hunter types.

<sup>c</sup>The special bonus wild turkey permit was eliminated in 2003. Hunters no longer classified as one-bird or two-bird permit holders.

<sup>d</sup>South and Northeast Zones established in 2017 with offset dates

<sup>e</sup>Includes resident permit fee only